



# SESSION 1 – GOD MADE THE EARTH

**BIBLE PASSAGE:** Genesis 1–2:3

**LIFE POINT:** Praise God for His creation.

**CHRIST FOCUS:** God created the plan for Jesus to be our Savior.

**BIBLE VERSE:**

God saw everything He had made and it was very good. *Genesis 1:31* (Paraphrase)

God saw all that He had made, and it was very good. *Genesis 1:31* (HCSB)

And God saw every thing that he had made, and, behold, it was very good. *Genesis 1:31* (KJV)

God saw all that he had made, and it was very good. *Genesis 1:31* (NIV)

And God saw everything that he had made, and behold, it was very good. *Genesis 1:31* (ESV)

Then God saw everything that He had made, and indeed it was very good. *Genesis 1:31* (NKJV)

## PRODUCTION NOTES



From simple to involved, you can tailor *Worship for Life* to your kids and leaders:


- Short on supplies and leaders? For an easy prep, enlist a host, a music leader, and prepare the *Connection Point* game. Then show the videos for the worship songs and other segments.
- Do you have musicians who would like to lead worship songs? Check out the lead sheets on the DVD-ROM or substitute your songs!



This symbol denotes that the segment or song is available on video.



This symbol indicates props that will be needed for today's session.



## SCHEDULE AND PROPS



This symbol indicates that a video is provided on the DVD-ROM.



This symbol indicates that the activity is host or leader-led—no video for this activity.



### **Huddle Ups (Optional)**

*People: Small Group Leaders  
Supplies: pictures of animals, "God Made the Earth" Coloring Sheet (DVD-ROM), crayons or washable markers*



### **Worship Song**

*3 minutes  
People: Worship Leader and/or  
Worship Team*



### **Backstage Intro**

*1-2 minutes  
People: Stage Manager  
Props: headset, lamp*



### **Host Set-up, Briana and Friends Video**

*2 minutes  
People: Host*



### **Countdown and Welcome**

*1-5 minutes  
People: Host  
Props: pictures or slides of several things that God made during creation and other things that God did not make such as cars and buildings*



### **Closing**

*2 minutes  
People: Host*



### **Backstage Outro**

*1-2 minutes  
People: Stage Manager  
Props: headset off ears and around neck*



### **Worship Song**

*3 minutes  
People: Worship Leader and/or  
Worship Team*



### **Huddle Ups (Optional)**

*People: Small Group Leaders  
Supplies: markers, construction paper  
(1 per kid)*



### **Connection Point Game**

*5-10 minutes  
People: Host, everyone  
Props: pictures of animals*



### **Bible Story**

*5-6 minutes  
People: Storyteller  
Props: Bible*







TECH

- Video and/or audio capabilities
- Microphones for singers
- Lights (optional)
- Optional sound effects available (see sound effects file)

MUSIC

- “Jesus Is Real”
- “Because He Loves Us”
- “Great Big Family of God”
- “He Is Worthy”
- “Live Like Him”
- “That’s Right”

NEED HELP PLANNING YOUR SESSION?

Additional training for Worship for Life: Kids is available at [ministrygrid.com/web/worshipforlife](http://ministrygrid.com/web/worshipforlife).



A MESSAGE FROM TOMMY WALKER

One of the most powerful and unique things about worshipping God is that it helps us not only learn things about God but helps us personally come to know and experience God.

Psalm 25:14 says: “The secret counsel of the Lord is for those who fear Him, and He reveals His covenant to them.”

My prayer is that your kids will participate in worship in a way that encourages them to experience the intimate, life-changing presence of God for themselves.



## HUDDLE UPS (OPTIONAL)

Optional huddle ups are for churches that have a drop-off time before the session begins. There are multiple ideas for interaction during this time, such as simple games that preschoolers can play on the floor or within whatever arrangements you gather your kids. This time can continue for a few seconds even after the stage manager addresses the crowd.

*(Print the following for your small group leaders.)*

### Charades

Come prepared with pictures of animals. Invite the kids to sit in a group. One at a time, let each child choose an animal picture that only they can look at. They will pretend to be that animal and the other kids will try to guess the animal.

*Note: Choose animals with distinguishing body features. We are going to play a bigger game of charades later and this will help everyone understand how to act like the animals!*

### Color "God Made the Earth" Coloring Sheets

- Tell preschoolers that today they will have the opportunity to learn about God's creation.
- Provide coloring supplies and coloring sheets to the preschoolers. Allow them to color on their pages while they wait for the session to begin.
- If the kids prefer to use blank paper, they can color on the back of the page.







## BACKSTAGE INTRO



Estimated time: 1-2 minutes



People: Stage Manager



Tech: Video option available,  
Session Title slide



Props: headset, lamp

*(Show video or act out the following.)*

### STAGE MANAGER

*(Show Session Title slide.)*

*(Start in dimly lit room.)*

Hey, everyone! Wow ... whoa. It's dark in here! Can you guys see me? Wait, let me see if I can find ... *(flips switch and light comes on)* there we go! We just needed some light to be able to see, didn't we?

There was a man who improved the light bulb and developed an entire electric utility system. His name was Thomas Edison. But in order for the light bulb to work, it had to have electricity, right? Electricity had been discovered many years earlier, and do you know who created electricity? God! In fact, before people discovered electricity and before there were even people at all, there was God. Let's hear about those very first days of earth right now. Our team is in place, the electricity is powering all of our equipment, and we have lights and sound, so let's get started!

*(speaks into headset)* OK, guys ... PLACES! *(runs offstage)*



## COUNTDOWN AND WELCOME



Estimated time: 1-5 minutes



Tech: Countdown video, Life Point slide, Bible Verse slide



People: Host



Props: pictures or slides of several things that God made during creation and other things that God did not make such as cars and buildings

### HOST

*(Play Countdown video. Host walks out at around 30 seconds.)*

It's that time again, you know what to do ... stand up, stretch, and let's count down! 10, 9, 8, 7, 6, 5, 4, 3, 2, 1! Awesome! You know, today we will be talking about seven very specific days ... do you know what seven days we will talk about? I'll give you a hint ... it's the FIRST seven days that there ever were! OK, well that pretty much gave it away, didn't it? We're talking about creation today! This is one of my favorite things to talk about because I think it's pretty amazing that God made everything, don't you? In fact, just so we are clear, I've got some pictures/slides here of things that have been made. As we go through them, when you see something God made during the 7 days of creation, I want you to yell "God made that!" If the picture shows something that God did NOT make, I want you to yell "Not that one!" so that we know what things God did and didn't make during those creation days. Are you ready? *(Go through pictures/slides and encourage kids to yell out the answers.)*

Today, we want to **praise God for His creation.** *(Show Life Point slide.)* Let's say that together. *(Repeat with slide.)* **Praise God for His creation.** We don't have to look very hard for something to praise God for. We can praise Him for everything He's made! Let's say our verse together.

*(Show Bible Verse slide—select preferred version.)*

- God saw everything He had made and it was very good. *Genesis 1:31* (Paraphrase)
- God saw all that He had made, and it was very good. *Genesis 1:31* (HCSB)
- And God saw every thing that he had made, and, behold, it was very good. *Genesis 1:31* (KJV)
- God saw all that he had made, and it was very good. *Genesis 1:31* (NIV)
- And God saw everything that he had made, and behold, it was very good. *Genesis 1:31* (ESV)
- Then God saw everything that He had made, and indeed it was very good. *Genesis 1:31* (NKJV)

Let's stand and sing!

*(Host leaves as worship team gets in place.)*







## WORSHIP SONG



Estimated time: 3 minutes



People: Worship Leader and/or Worship Team



Tech: Music or lyric video, mics for singers, lights (optional)



Props: none



Music: "Great Big Family of God" (lead sheet available on DVD-ROM) or worship song of your choice

## WORSHIP LEADER

Praising God for His creation is so easy! There are many amazing things to praise Him for! We can praise Him for the ocean and the beautiful fish when we're at the beach, or we can praise Him for the beautiful trees and tall peaks when we're in the mountains! We can praise Him for the clouds when we're outside playing and for our moms and dads, brothers and sisters when we're inside! There is a LOT to praise God for. Let's do that together now!

*(Show the music or lyric video.)*

*(Lead kids to sit as song ends.) Now, let's get ready for Connection Point!*




---

---

---

---

---

---

---

---

---

---

---

---

---

---

---

---

---

---

---

---

---

---

---

---

---

---



## CONNECTION POINT GAME



Estimated time: 5-10 minutes



People: Host, everyone



Tech: Connection Point slide,  
Connection Point theme music



Props: pictures of animals

### Game Instructions

This is the game of charades ... in reverse. Choose a “guesser” to play at the front of the room. The guesser will look at the audience. The Host will stand behind the guesser and hold up a picture of an animal. The audience—without talking or making sounds—will pretend to be the animal and the guesser will guess based on what they are doing.

### HOST

*(Play Connection Point theme music and show Connection Point slide.)*

*(enters after theme music plays) Hi everyone, welcome to Connection Point!*

Today, we are playing Reverse Animal Charades! First, I need one volunteer to help me. *(chooses volunteer; introduces them)* Now, your job as the guesser, *(child’s name)*, is to guess what the rest of the group is pretending to be. I will hold up a picture behind your head of an animal so that only your friends can see it. Friends, when I show you the picture, you can’t use your mouth to say the animal’s name or make the sound it makes ... you can’t make any noise. You can only ACT like the animal. Ready, everyone? Ready, *(child’s name)*? OK, here we go!

*Play game, choosing a new child for each new animal.*

Great job, guessers, and great job to everyone pretending to be all of the animals. Who made the animals? You’re right, God! We will hear more about that today!

*(Theme music/slide to transition. Host leads into next segment.)*





# BIBLE STORY

Estimated time: 5-6 minutes

People: Storyteller

Tech: Christ Focus, Life Point, and Bible Story slides; Bible Story video

Props: Bible

*(Play the Bible Story video or tell the following Bible story.)*

## STORYTELLER

*(Show Bible Story slide.)*

Hi, friends! This is a great day! Aren't you so glad God created this wonderful day for us? Let's learn about what else God created for us!

Long ago, God made the world and everything in it. The world was very dark. Let's cover our eyes to make it dark. Can you see anything? *(allow for responses)* On the first day, God made light, which became the daytime. God said, "Let there be light." And there was light. The darkness became the nighttime.

On the second day, God made the sky. Can you spread your arms wide like the sky? *(invites kids to open arms wide)* Good job!

On the third day, God made dry land appear out of all the waters. He made all kinds of plants, grass, and trees to cover the dry earth. Can you stand as tall as a tree? *(invites kids to stand tall as a tree)* Great job! Now, let's sit back down!

On the fourth day, God made the sun to shine during the day. He made the moon and stars to shine at night. Let's make a sun! *(invites kids to join their hands above their heads to make the sun)*

On the fifth day, God filled the sky with birds and the waters with fish. Let's use our arms like the wings of birds *(invites kids to flap arms as wings)* And don't forget about the fish. Let's swim like the fish. *Come on, fish! (invites kids to move hands like a fish swimming)*

On the sixth day, God filled the land with every kind of animal. God made wild animals like lions and tigers. He made cows and camels. God made the creepy crawly insects. This time, let's pretend to be our favorite animal. On the count of three everyone will act like their favorite animal. Ready? One, two, three ... *(allows 15 seconds)* Finally, God made His most special creation of all. God made people.

*(Open the Bible and read Genesis 1:31.) God saw all that He had made, and it was very good. (shows thumbs up) Can you shout with me? "It is good!" (allows for responses)*

God finished the work He had been doing. So on the seventh day He rested from all of His work. Let's all pretend to rest. *(invites kids to close eyes and pretend to sleep)* And wake up! Good job!

*(Show Christ Focus slide.)*

God created everything in the world. God had a plan to save His people from their sins through Jesus. Aren't you glad that God has perfect plans? We can trust God because He has shown us that





His plans are very good. Let's pray and thank God for His perfect plans and His beautiful creation.

*(Show Life Point slide.)*

Dear God. You are an amazing God! God, You are our Creator! You made the heavens and the earth, and we praise You! Thank You for making our world and thank You for making us. We love You! Amen.





# ▶ **WORSHIP SONG**



Estimated time: 3 minutes



Tech: Music or lyric video, mics for singers, lights (optional)



Music: "That's Right!" (lead sheet available on DVD-ROM) or worship song of your choice



People: Worship Leader and/or Worship Team



Props: none

## WORSHIP LEADER

*(Music begins.)* God saw that everything was very good. We think it's all very good too, don't we? The sky, the ocean, the plants and trees, and all the beautiful animals God made are very good. But what about the people? We are God's most amazing creation, right? The way our bodies work, the way our hearts beat, and our lungs breathe ... that's all from God! In fact, let's use our lungs right now to sing and praise God for ALL that He has made.

*(Show the music or lyric video.)*

*(Lead kids to sit as song ends.)*

---

---

---

---

---

---

---

---

---

---

---

---

---

---

---

---

---

---

---

---

---


---

---

---

---

---





## ▶ HOST SET-UP, BRIANA AND FRIENDS VIDEO



Estimated time: 2 minutes



People: Host



Tech: Briana and Friends video




Props: none

### HOST

Today, we learned about God's creation. Let's talk to our friend Briana about it. Listen carefully and remember, when she asks you a question, be sure to say your answers aloud!

*(Play video.)*

Handwriting practice lines consisting of 15 horizontal lines on a light blue background.







## CLOSING



Estimated time: 2 minutes



People: Host



Tech: Session Title slide,  
Bible Verse slide



Props: none

### HOST

*(Show Session Title slide.)*

You know, I have never just said “light” and had anything happen. God just said “Let there be light,” and there was what? Light! God is amazing and there is no one like Him. No one can do what God did. God deserves our praise for all that He has made. *(Show Life Point slide.)* Let’s remember our Life Point for today: **Praise God for His creation.** Let’s say that one more time, so we don’t forget it. *(Repeat with slide.)* **Praise God for His creation.**

#### *Optional Giving Segment:*

Did you know that God doesn’t need anything? He has everything. He made everything! We don’t give money to God because He needs it, but we give it so that people can hear about Jesus, God’s Son. If you’d like to give to God today, ...

*(Give your own directions for how the kids give an offering. Perhaps you have buckets in the back of the room, a chest up front, or a basket that each small group leader passes.)*

*(Show Bible Verse slide—select preferred version.)*


Remember our Bible verse?


- God saw everything He had made and it was very good. *Genesis 1:31* (Paraphrase)
- God saw all that He had made, and it was very good. *Genesis 1:31* (HCSB)
- And God saw every thing that he had made, and, behold, it was very good. *Genesis 1:31* (KJV)
- God saw all that he had made, and it was very good. *Genesis 1:31* (NIV)
- And God saw everything that he had made, and behold, it was very good. *Genesis 1:31* (ESV)
- Then God saw everything that He had made, and indeed it was very good. *Genesis 1:31* (NKJV)

I can’t wait to see you back here next week!




# ▶ BACKSTAGE OUTRO

 Estimated time: 1-2 minutes

 Tech: Video option available, Session Title slide

 People: Stage Manager

 Props: headset off ears and around neck

*(Show video or act out the following.)*

## STAGE MANAGER

*(Show Session Title slide.)*

Wow! Light, sky, sun, moon, stars, land, sea, fish, birds, animals, and people! Whew! It makes me just want to walk around looking at all the wonderful things God has made! Sometimes, buildings and cars and other things that man has made can make us forget all of the beautiful things that God has made! Today, when you go outside, take a look at the flowers, trees, plants, animals, and people. Give thanks to God for His creation!

Be sure to grab a One Conversation™ page on your way out. It will help you talk with your family about what you've learned. Can't wait to see you next week!







## HUDDLE UPS (OPTIONAL)

This time is designed for churches that have a pick-up time from a large room as parents arrive. It's a great time for follow-up conversations and questions from small group leaders about the session's content. You also can use the missions emphasis (*below*).

*(Print the following for your small group leaders.)*

- How many days did God use to create the earth and all we see? (*six*)
- What did God do on the seventh day? (*rested*)
- Use this time to go over what God made on each day with your group.

## MISSIONS EMPHASIS (OPTIONAL)

- Gather markers and construction paper (1 sheet of paper per child).
- On the papers, guide kids to draw things that will remind them of the Johnsons and their ministry to reach people who do not believe in Jesus
- Encourage kids to take their pictures home and hang them in their rooms. Tell kids to say a prayer for the Johnsons and the Czech people when they look at their pictures.

### **Missions Story: Families Reaching Families**

Taylor goes to camp every summer. It's a lot like the camps in your area. He plays wacky games, hikes in the mountains, and makes new friends.

What makes this camp different? It's in the Czech (CHECK) Republic, a country right in the middle of Europe. And it's not just for kids—it's for whole families! Families come to learn English, make crafts, play games and sports, and have a great time.

Going to camp is a great way to make new friends, but it's also a great way to talk to people about Jesus. Taylor's parents, Harold and Ginger Johnson, are missionaries who plan the summer family camps. Taylor and his younger brother, Hayden, help their parents.

The camps are a great way to build trusted relationships with campers. Most of the Czech people have heard of Jesus, but they do not choose to follow Him. Many Czechs do not believe that God is real. Once the Czech families get to know the Johnson family, they want to know who Jesus is and why Christians are so much fun to be around. The Johnsons want people to hear about Jesus and have an opportunity to love and trust Him.

A vertical column of horizontal lines on a light blue background, intended for writing or drawing. At the bottom right, there is a detailed illustration of a vintage microphone.